


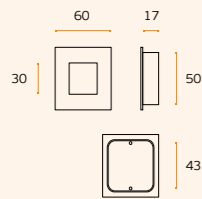
CONCHAS / FLUSH HANDLES / CAZOLETAS.

IN.16.404

Concha com placa de mola /
 Flush handle with spring cover /
 Cazoleta con cubierta de muelle.

MATERIAL: EN 1.4301 / AISI 304

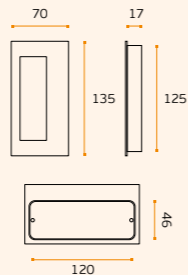
ACABAMENTO / FINISH / ACABADO:
STANDARD: SATINADO / SATIN / SATIN

**IN.16.400**

Concha com placa de mola /
 Flush handle with spring cover /
 Cazoleta con cubierta de muelle.

MATERIAL: EN 1.4301 / AISI 304

ACABAMENTO / FINISH / ACABADO:
STANDARD: SATINADO / SATIN / SATIN



.P
 Mirror
 finish

.TB
 PVD
 Titanium
 black

.TG
 PVD
 Titanium
 gold

.TCO
 PVD
 Titanium
 copper

.TCH
 PVD
 Titanium
 chocolate

.P
 Mirror
 finish

.TB
 PVD
 Titanium
 black

.TG
 PVD
 Titanium
 gold

.TCO
 PVD
 Titanium
 copper

.TCH
 PVD
 Titanium
 chocolate

IN.16.414

Concha de embutir /
 Concealed flush handle /
 Cazoleta de embutir.


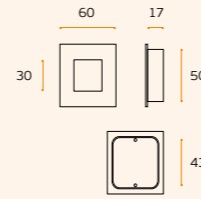


MATERIAL: EN 1.4301 / AISI 304

ACABAMENTO / FINISH / ACABADO:
STANDARD: SATINADO / SATIN / SATIN

OPTIONAL: PVD TITANIUM COATED

.TB / .TG / .TCO / .TCH

**IN.16.410**

Concha de embutir /
 Concealed flush handle /
 Cazoleta de embutir.

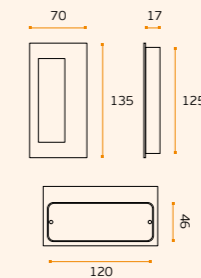


MATERIAL: EN 1.4301 / AISI 304

ACABAMENTO / FINISH / ACABADO:
STANDARD: SATINADO / SATIN / SATIN

OPTIONAL: PVD TITANIUM COATED

.TB / .TG / .TCO / .TCH

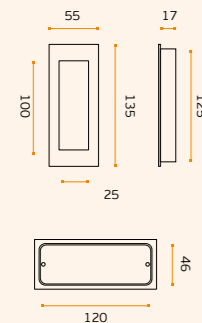
**IN.16.402**

Concha com placa de mola /
 Flush handle with spring cover /
 Cazoleta con cubierta de muelle.

.P

MATERIAL: EN 1.4301 / AISI 304

ACABAMENTO / FINISH / ACABADO:
STANDARD: SATINADO + POLIDO /
 SATIN + POLISHED / SATIN + PULIDO

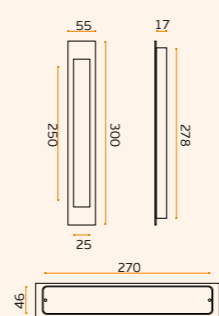
**IN.16.406**

Concha com placa de mola /
 Flush handle with spring cover /
 Cazoleta con cubierta de muelle.

.P

MATERIAL: EN 1.4301 / AISI 304

ACABAMENTO / FINISH / ACABADO:
STANDARD: SATINADO + POLIDO /
 SATIN + POLISHED / SATIN + PULIDO

**IN.16.412**

Concha de embutir /
 Concealed flush handle /
 Cazoleta de embutir.

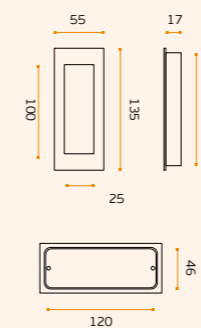


MATERIAL: EN 1.4301 / AISI 304

ACABAMENTO / FINISH / ACABADO:
STANDARD: SATINADO / SATIN / SATIN

OPTIONAL: PVD TITANIUM COATED

.TB / .TG / .TCO / .TCH

**IN.16.416**

Concha de embutir /
 Concealed flush handle /
 Cazoleta de embutir.



MATERIAL: EN 1.4301 / AISI 304

ACABAMENTO / FINISH / ACABADO:
STANDARD: SATINADO / SATIN / SATIN

OPTIONAL: PVD TITANIUM COATED

.TB / .TG / .TCO / .TCH

