

CONCHAS / FLUSH HANDLES / CAZOLETAS.

NEW

IN.16.241.
Concha de embutir /
Concealed flush handle /
Cazoleta de embutir.

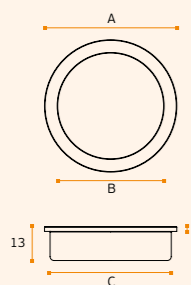
.TB .TG .TCO .TCH

MATERIAL: EN 1.4301 / AISI 304

ACABAMENTO / FINISH / ACABADO:
STANDARD: SATINADO / SATIN / SATIN

OPTIONAL: PVD TITANIUM COATED

.TB / .TG / .TCO / .TCH



A	B	C
Ø35	Ø25	Ø31
Ø50	Ø40	Ø46
Ø70	Ø60	Ø66



NEW

IN.16.243.
Concha de embutir /
Concealed flush handle /
Cazoleta de embutir.

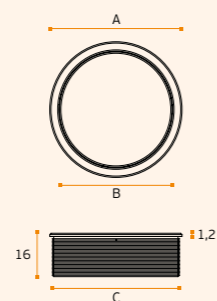
.TB .TG .TCO .TCH

MATERIAL: EN 1.4301 / AISI 304

ACABAMENTO / FINISH / ACABADO:
STANDARD: SATINADO / SATIN / SATIN

OPTIONAL: PVD TITANIUM COATED

.TB / .TG / .TCO / .TCH



A	B	C
Ø35	Ø28	Ø33
Ø50	Ø43	Ø48
Ø70	Ø63	Ø68



NEW

IN.16.242.
Concha de embutir /
Concealed flush handle /
Cazoleta de embutir.

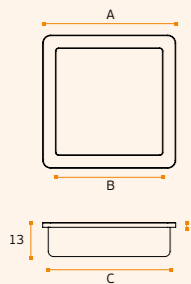
.TB .TG .TCO .TCH

MATERIAL: EN 1.4301 / AISI 304

ACABAMENTO / FINISH / ACABADO:
STANDARD: SATINADO / SATIN / SATIN

OPTIONAL: PVD TITANIUM COATED

.TB / .TG / .TCO / .TCH



A	B	C
35	25	31
50	40	46
70	60	66



NEW

IN.16.244.
Concha de embutir /
Concealed flush handle /
Cazoleta de embutir.

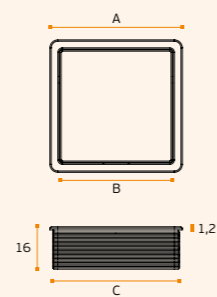
.TB .TG .TCO .TCH

MATERIAL: EN 1.4301 / AISI 304

ACABAMENTO / FINISH / ACABADO:
STANDARD: SATINADO / SATIN / SATIN

OPTIONAL: PVD TITANIUM COATED

.TB / .TG / .TCO / .TCH



A	B	C
35	28	33
50	43	48
70	63	68

